


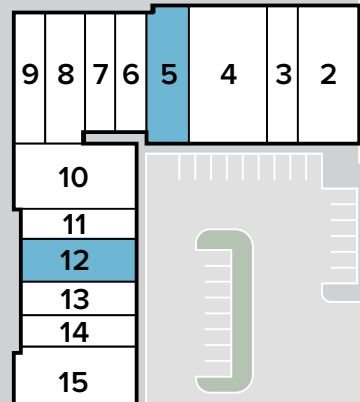
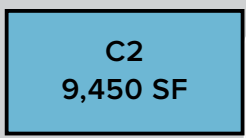

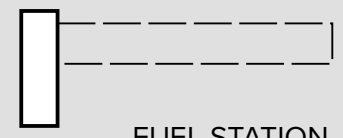




HARPERS TRACE

CONCORD DRIVE



SUITE	TENANT	SIZE
1	H-E-B	102,053 SF
2	Pacific Dental	3,170 SF
3	Great Clips	1,226 SF
4	Twin Liquors	3,445 SF
5	Available	1,900 SF
6	JustMac	1,100 SF
7	Total Men's Primary Care	1,072 SF
8	Postal Annex	1,072 SF
9	Sam Ramen	2,200 SF
10	Nail Bar of Texas	2,997 SF
11	National Cleaners	1,000 SF
12	Happy Lemon Tea House	1,139 SF
13	Available	1,501 SF
14	State Farm	1,100 SF
15	Crust Pizza	2,626 SF
P1	Available Pad	0.75 AC
P2	Regions Bank	1.28 AC
P3	McDonald's	1.04 AC
P4	Taco Bell	1.08 AC
P5	Valvoline	0.98 AC
C1	Available	11,900 SF